





**DO NOT ACCESS
TEMPORARY LAYDOWN YARDS
FROM JEWETT ST**

**Primary Laydown Yard
~8 Acres**

**Timber Mat & Wood Pole
Laydown Yard
~2 Acres**

-  Laydown Yard Access (approx.)
-  "SLC Swanton Quarry" Laydown Yard (Mat & Wood Poles)
-  "SLC Swanton Quarry" Laydown Yard (Primary)
-  Parcels (Swanton 2022)

**Franklin County Line Upgrade Project
Temporary Laydown Yard
SLC Swanton Quarry
65 Demers Way, Swanton, VT
June 2024**



Basemap and Parcels from VCGI, Laydown Yard mapping from VELCO. Mapped areas and access are approximations only.

